

### Features & Benefits

- 🔹 Adhesion to a wide variety of substrates
- 🔹 Fast cure at room temperature
- 🔹 No mix application
- 🔹 High shear and peel strength
- 🔹 Good impact strength
- 🔹 Good chemical resistance
- 🔹 Non-corrosive formulation

### Description

PERMABOND® TA439 is a two component structural acrylic adhesive designed primarily for bonding metals, ferrites, ceramics and some plastics. The typical fixture time of is 20-40 seconds. The fast fixture time of TA439 makes it an ideal adhesive for high speed production lines. This product provides high strength, tough, durable bonds with good impact resistance and performs well in drop tests.

TA439 is methacrylic acid free, this means it is suitable for use on sealed electric motors and will not cause corrosion to sensitive components.

Use TA439 with Initiator 41 (or Initiator 43 for use on plastics).

### Typical Performance of Cured Adhesive

Shear strength (ISO4587)*	Mild steel: 20-25 N/mm <sup>2</sup> (2900-3600 psi) Zinc: 12-18 N/mm <sup>2</sup> (1700-2600 psi)
Shear strength (steel to ferrite)	After 3 minutes: 4 N/mm <sup>2</sup> (600 psi) After 24 hours: >14 N/mm <sup>2</sup> (>2000 psi) (substrate failure)
Peel strength (aluminium) (ISO 4578)	85-100 N/25mm (18-22 PIW)
Tensile strength (ISO37)	25-30N/mm <sup>2</sup> (3600-4200 psi)
Impact strength (ASTM D-950)	15-20 kJ/m <sup>2</sup>
Coefficient of thermal expansion (ASTM D-696)	80 x 10 <sup>-6</sup> 1/K
Thermal conductivity (ASTM C-177)	0.1 W/(m.K)
Dielectric constant (ASTM D-150)	4.6
Dielectric strength (ASTM D-149)	30-50 kV/mm
Volume resistivity (ASTM D-257)	2 x 10 <sup>13</sup> Ohm.cm

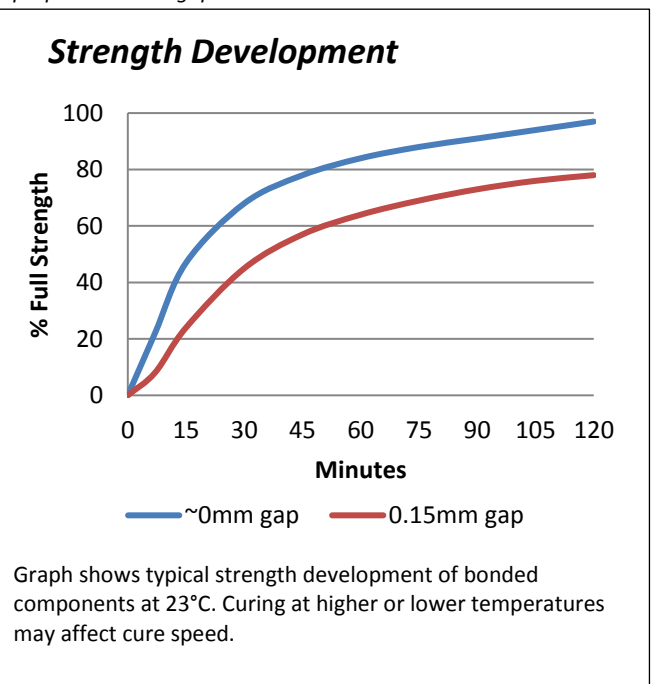
### Physical Properties of Uncured Adhesive

Chemical composition	Urethane methacrylate
Appearance	Transparent amber liquid
Viscosity @ 25°C	20 rpm: 600-1,200 mPa.s (cP)
Specific gravity (resin)	1.0

### Typical Curing Properties (with Initiator 41)

Ratio of use	10:1.5 approximately
Maximum gap fill	0.15 mm (0.006 in)
Fixture time (mild steel) @23°C	No gap: 20-40 secs
Handling time (mild steel) (0.3 N/mm <sup>2</sup> shear strength is achieved) @23°C	No gap: 40-75 secs
Working strength (mild steel) @23°C	No gap: 3-5 mins
Full cure @23°C	24 hours

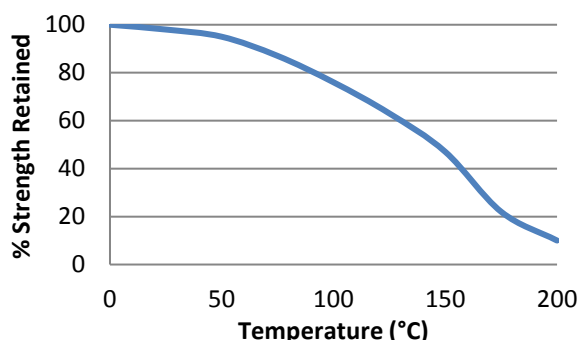
\*Strength results will vary depending on the level of surface preparation and gap.



The information given and the recommendations made herein are based on our research and are believed to be accurate but no guarantee of their accuracy is made. In every case we urge and recommend that purchasers before using any product in full-scale production make their own tests to determine to their own satisfaction whether the product is of acceptable quality and is suitable for their particular purpose under their own operating conditions. THE PRODUCTS DISCLOSED HEREIN ARE SOLD WITHOUT ANY WARRANTY AS TO MERCHANTABILITY OR FITNESS FOR A PARTICULAR PURPOSE OR ANY OTHER WARRANTY, EXPRESS OR IMPLIED.

No representative of ours has any authority to waive or change the foregoing provisions but, subject to such provisions, our engineers are available to assist purchasers in adapting our products to their needs and to the circumstances prevailing in their business. Nothing contained herein shall be construed to imply the non-existence of any relevant patents or to constitute a permission, inducement or recommendation to practice any invention covered by any patent, without authority from the owner of this patent. We also expect purchasers to use our products in accordance with the guiding principles of the Chemical Manufacturers Association's Responsible Care® program.

## Hot Strength



"Hot strength" shear strength tests performed on mild steel. Fully cured specimens conditioned to pull temperature for 30 minutes before testing at temperature. TA439 can withstand higher temperatures for brief periods (such as for paint baking and wave soldering processes) providing the joint is not unduly stressed. The minimum temperature the cured adhesive can be exposed to is -55°C (-65°F) depending on the materials being bonded.

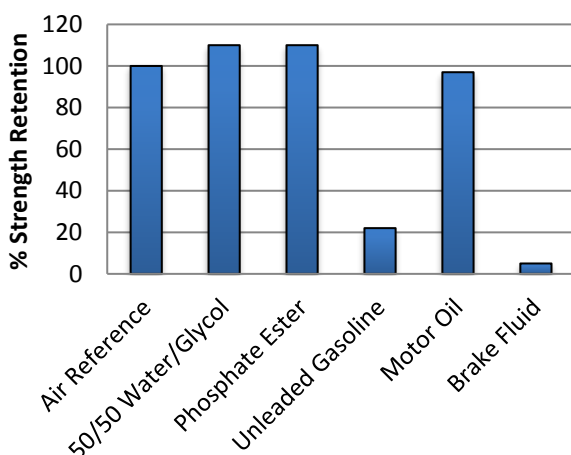
## Environmental Resistance

All values were generated on as received steel lap shears as described in ISO4587. Adhesive was cured at room temperature for 48 hours prior to environmental exposure. Test pieces were assembled with no induced gap and subjected to continuous exposure for 1000 hours at the testing temperature and then the shear strength was tested at room temperature.

1000 hours @	% strength retention
95°C	110% *
120°C	118% *
150°C	132% *
175°C	127% *
205°C	87%

\*The shear strength is higher the room temperature control because heating the adhesive causes it to become more rigid, resulting in a higher strength.

## Chemical Resistance



Specimens were immersed for 30 days at 85°C and tested at room temperature.

## Additional Information

This product is not recommended for use in contact with strong oxidizing materials. This product may affect some thermoplastics and users must check compatibility of the product with such substrates. Information regarding the safe handling of this material may be obtained from the Safety Data Sheet.

Users are reminded that all materials, whether innocuous or not, should be handled in accordance with the principles of good industrial hygiene.

**This Technical Datasheet (TDS) offers guideline information and does not constitute a specification.**

## Surface Preparation

Surfaces should be clean, dry and grease-free before applying the adhesive. Permabond Cleaner A is recommended for the degreasing of most surfaces. Some metals such as aluminium, copper and its alloys will benefit from light abrasion with emery cloth (or similar), to remove the oxide layer.

## Directions for Use

- 1) Surfaces must be clean, dry and grease-free. Apply Initiator 41 to one surface (or Initiator 43 for use on plastics).
- 2) Apply adhesive to the other surface.
- 3) Assemble the components using sufficient force to spread the adhesive thinly. Parts should be bonded immediately and within a maximum of two hours of applying the Initiator.
- 4) Maintain pressure until handling strength is achieved. The time required will vary according to the joint design, gap and surfaces being bonded.
- 5) Allow 24 hours for adhesive to fully cure. Accelerated cure times may be achieved by heating.

## Video Links

Surface preparation:

<https://youtu.be/8CMOMP7hXjU>



Structural acrylic directions for use:

<https://youtu.be/gyp27lwgnUg>



## Storage & Handling

Storage Temperature	5 to 25°C (41 to 77°F)
---------------------	------------------------

[www.permabond.com](http://www.permabond.com)

• UK: 0800 975 9800

• General Enquiries: +44 (0)1962 711661

• US: 732-868-1372

• Asia: + 86 21 5773 4913

[info.europe@permabond.com](mailto:info.europe@permabond.com)

[info.americas@permabond.com](mailto:info.americas@permabond.com)

[info.asia@permabond.com](mailto:info.asia@permabond.com)

The information given and the recommendations made herein are based on our research and are believed to be accurate but no guarantee of their accuracy is made. In every case we urge and recommend that purchasers before using any product in full-scale production make their own tests to determine to their own satisfaction whether the product is of acceptable quality and is suitable for their particular purpose under their own operating conditions. THE PRODUCTS DISCLOSED HEREIN ARE SOLD WITHOUT ANY WARRANTY AS TO MERCHANTABILITY OR FITNESS FOR A PARTICULAR PURPOSE OR ANY OTHER WARRANTY, EXPRESS OR IMPLIED.

No representative of ours has any authority to waive or change the foregoing provisions but, subject to such provisions, our engineers are available to assist purchasers in adapting our products to their needs and to the circumstances prevailing in their business. Nothing contained herein shall be construed to imply the non-existence of any relevant patents or to constitute a permission, inducement or recommendation to practice any invention covered by any patent, without authority from the owner of this patent. We also expect purchasers to use our products in accordance with the guiding principles of the Chemical Manufacturers Association's Responsible Care® program.